

# LabTest Checker

Medical software for predicting human diseases using  
artificial intelligence solutions

## User Manual

version 1.15.0

LabTest Checker  
Version 1.15.0 released 18.12.2023  
Basic-UDI: 5904815650LABPLUSPH  
SRN: EN-MF-000022436

Manual Version 1.15.0  
Release date 18.12.2023.



LabPlus Spółka Akcyjna.  
ul. Strzelińska 41  
55-010 Żerniki Wrocławskie  
kontakt@labplus.pl  
www.labplus.pl



LabTest Checker is a medical device that meets the requirements of Regulation (EU) 2017/745 of 5 April 2017 on medical devices.



Przed użyciem zapoznaj się z instrukcją użytkownika

# Table of contents

TABLE OF CONTENTS	3
INTRODUCTION	4
How it works?	4
Description of the Technology	5
Cautions and warnings	5
SYSTEM AND HARDWARE REQUIREMENTS	6
When not to use LTC	6
OPERATING THE SOFTWARE	6
Selecting lab tests and entering results	7
Payment	10
Medical questionnaire	10
Report	12
Important!	13
CONTACT INFORMATION	14
Reporting problems and complaints	14
Feedback	14

# Introduction

LabTest Checker (LTC) is medical software that provides an initial medical assessment by analyzing lab tests within the context of a medical history.

## How it works?

LabTest Checker analyzes your lab test results and then, asks questions about your symptoms, past medical history and any risk factors you may have in order to gain a better understanding of your health needs and how to help you.

LabTest Checker is a medical device created by Polish health care professionals and scientists in cooperation with leading medical universities in Poland. The technology is based on three principal pillars:

- o Credibility

The analysis is based on the latest standards of medical practice and is compliant with official guidelines of national and international scientific societies.

- o Safety

The safety of the technology is overseen by a Scientific Council of leading medical experts.

- o Usefulness

LabTest Checker takes into account all relevant information about your health in order to make predictions about medical conditions. The technology actively adapts to your answers and tailors questions to each individual case.

## Description of the Technology

LabTest Checker is medical software designed to predict and forecast human health conditions by using artificial intelligence to analyze data from samples collected from the human body (including blood, urine and

tissue) alongside the data from the gathered medical history. With LabTest Checker, you can understand the significance of your lab test results even before seeing your doctor.

The device uses an extensive medical database that is continuously updated.

## Cautions and warnings

- o You must be of legal age to use this product.
- o The reports generated by LabTest Checker are not a diagnosis. You should always show your lab test results to your doctor.
- o In the event of a medical emergency based on your test results, take immediate action to get medical help, e.g., contact your doctor, go to a hospital emergency room (ED), or call the emergency medical services.
- o Due to the effects of pregnancy on laboratory test results, LabTest Checker is not intended for pregnant women.
- o Your data is safe. Labplus operates in accordance with the provisions of the EU General Data Protection Regulation (GDPR).

*Certain images presented in this User Manual are for illustrative purposes only. The appearance of the interface presented in the manual may differ from the appearance of the interface implemented by one of our business partners.*

# System and hardware requirements

- o You can run LabTest Checker in a browser on devices (computer, phone, tablet) that are connected to the internet. To be able to use it, you will need:
- o A stable Internet connection
- o A web browser with JavaScript enabled (es2020 standard or higher)
- o A screen size larger than 4 inches (640x1136 px minimum resolution recommended)
- o 1GB of available RAM

## When not to use LTC

Do not use LabTest Checker when a medical emergency is suspected. In this situation, contact your physician, go to a hospital emergency room (ED), or call the emergency medical services immediately.

# Operating the Software

LabTest Checker is available through the websites of our medical partners (please refer directly to the medical partner to verify if they use the LTC software). It does not need to be installed on your computer, smart phone or tablet, nor does it require any special training. All you need to do is go to the appropriate website. The way you start interacting with the software may vary, depending on which medical partner you use to access it. Two different methods are described below:

1. In the first case, the medical provider makes the lab results available to their patients electronically (such as on their website) with prior authorization from the patient. If you wish to check the meaning of your results, you do not have to enter them into the LTC program yourself; the system will automatically retrieve the results from your profile. All you have to do is answer the questions in the medical questionnaire.

2. In the second case, the laboratory/clinic does not automatically import your test results, so you must add them into the LTC system manually.

LTC service is paid service. Before using LTC, you need to make payment. To do this, press: "buy interpretation".

**You've received your test results and don't know what to do next?**

Get your health report

**FAST**  
automatic analysis of your test results performed in a few seconds, available 24/7

**EASILY**  
online health report, without registration and consultation

**SAFE**  
a certified tool created by a team of specialist doctors

Satisfaction guarantee or your money back  
[Learn more](#)

**14,99 zł**

Buy interpretation


© 2023 Labplus      CE      Terms of Service      Privacy Policy

Figure 1: Launch of LTC

## Selecting lab tests and entering results

From the available list of tests, select the one for which you wish to add your results.


**Select the set of tests you wish to have analyzed**



**Thyroid Stimulating Hormone (TSH)**

- TSH


**Select**



**Basic Thyroid Panel**

- TSH
- FT4
- Anti-TPO


**Select**



**Comprehensive Thyroid Panel**

- TSH
- FT4
- Anti-TPO
- FT3
- TSH receptor antibodies (TRAb)
- Anti-TG

**Select**



**Complete blood count**

- Complete blood count

**Select**

**Why can I not choose another set of tests?**  
 To ensure the high quality of our analysis, we take into account the interdependence between individual laboratory test results. We have chosen combinations of tests that allow us to reliably analyze your health.

© 2023 Labplus
CE
Terms of Service
Privacy Policy

*Figure 2: View of the list of available tests*

The tests are presented in the form of boxes. These are buttons, which when clicked on, will display a form with fields to enter your results. After doing so, save them by clicking on the "Save" or "Next" button in the lower right corner. If you chose the wrong test, you can return to the previous page (list of tests) by clicking on the "Cancel" button.



**Add a result** 1/3

### TSH

**Result**  **Unit**

Value must not be empty

**Lower limit**  — **Upper limit**

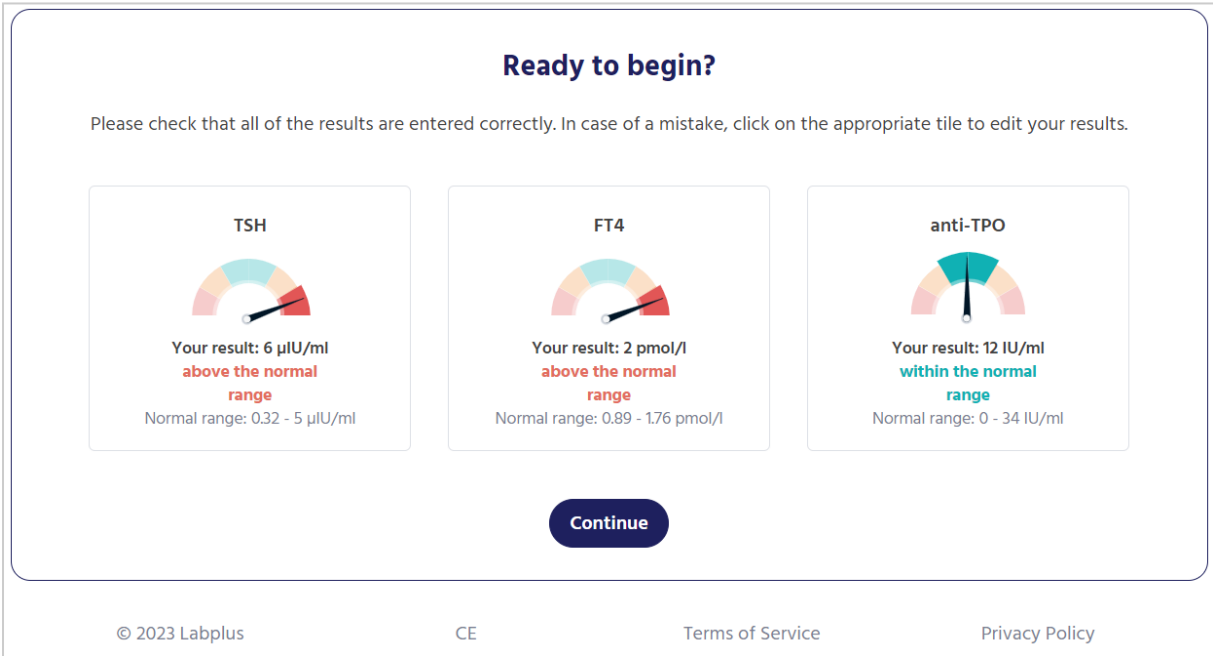
[Why do we ask for reference ranges?](#)

[← Cancel](#) **Next**

© 2023 Labplus CE Terms of Service Privacy Policy

*Figure 3: Form to enter your results*

After saving your lab tests, you will be able to see a summary of the results you have entered. To proceed to the next step – click "Continue".



*Figure 4: Summary of the test results entered so far*

## Payment

In the next step, enter the required data for the payment process

### Address:

Person  Company

**First name\***

**Last name\***

**Street, house and apartment number\***

**Postal code\***  **City\***

**E-mail address\***

\*required

### Order summary:

Name	Amount	Price
<b>Medical service of laboratory test results' interpretation.</b>	<b>1</b>	<b>14,99 zł</b>

LabTest Checker is a medical device designed to predict health, it is not used to diagnose and treat diseases.  
In the event of a health emergency, immediately go to the hospital emergency department (ER) or call the emergency medical team.

[© 2023 Labplus](#) [CE](#) [Terms of Service](#) [Privacy Policy](#)

[Pay](#)

Figure 5: Payment form

## Medical questionnaire

In the questionnaire/medical interview section, you will be asked to answer questions related to your health. The system adjusts these questions to your lab results and the answers you provide, allowing for a shorter and more concise interview. When you are ready, please click "Begin" to start answering the questions.



Figure 6: Page leading to the start of the medical interview

We ask that you answer these questions as accurately as possible in line with your current knowledge of your health. If you are not sure if you have a particular symptom, condition, or risk factor, please select "Don't know". The estimated time needed to complete the questionnaire is about 2 minutes, depending on the complexity of your situation. To proceed to the next page, click "Next." You may return to previous questions at any time by selecting the "Back" button.

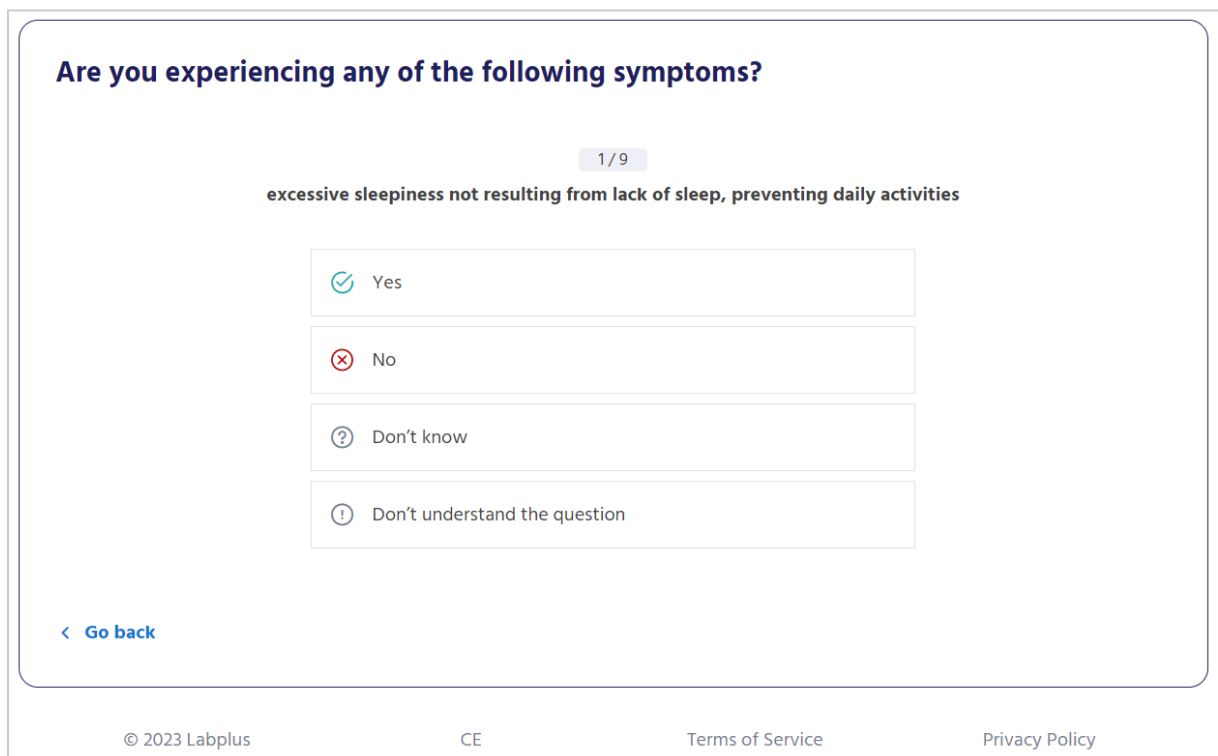
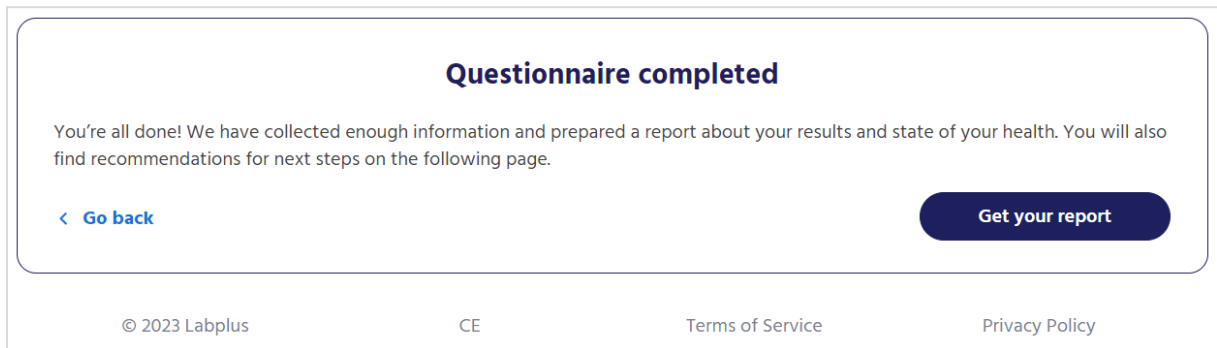


Figure 7: Section from the medical questionnaire



If the system detects that your symptoms or lab test results pose a threat to your health, LTC will stop the medical interview phase and immediately refer you to a doctor or hospital. In this circumstance, you will receive a clear message directing you to the appropriate medical facility. In addition, the cause for this abrupt conclusion of the questionnaire will be displayed.

Upon completion of the questionnaire, you will receive a message on your screen indicating that it has concluded.



*Figure 8: Message informing about the completion of the medical questionnaire.*



If there is an insufficient amount of lab results or too many "Don't Know" answers to the medical questions, the software will not be able to provide information about your health status.

## Report

Depending on the medical partner, the results of the analysis will be presented in one of two ways:

1. immediately upon completing the questionnaire – Just click the “Get Your Report” button as shown in Figure 8 above.

2. after a specified amount of time – Your report may appear in the patient panel of the laboratory platform or it will be sent directly to your e-mail address. You will receive a message specifying when to expect and where to find your report, e.g. "You will receive the report on your e-mail address within 24 hours."

The report includes a recommendation of additional tests needed to make a full diagnosis or the most probable prediction with details on further management (diagnosis and treatment).

You do not need to take any special actions to log out of the LTC program. By closing the web page or navigating onto another link from this same page, you will automatically turn off LabTest Checker.

### Important!

- o LabTest Checker results are intended for informational purposes only and are not a substitute for medical advice or a medical consult, nor do they serve as a diagnosis. If you are concerned about your health, please contact your doctor immediately.
- o If the system is not working (i.e. due to a power failure, lack of internet access) please wait a moment and reload the website.
- o In the event that the interface is not displayed correctly (no visible buttons, missing text), stop using the software. Please make sure that your computer meets the system and hardware requirements described in this manual. Should you experience any further problems, please contact us by e-mail [atkontakt@labplus.pl](mailto:atkontakt@labplus.pl).
- o If you wish to receive this User Manual in paper form, please contact us. We will make the manual available to you free of charge at our company headquarters on a mutually agreed date.

## Contact Information

## Reporting problems and complaints

- o E-mail: [kontakt@labplus.pl](mailto:kontakt@labplus.pl)
- o Subject: [Your details]
- o Content:
  - o Session ID number (e.g. 23590834)
  - o Description of the problem
  - o Version of the application
- o Serious medical incidents related to the device should be reported to the manufacturer and the appropriate authority – the President of the Office for Registration of Medicinal Products, Medical Devices and Biocidal Products.

## Feedback

If you would like to send us your feedback or suggestions, please email us at [kontakt@labplus.pl](mailto:kontakt@labplus.pl)

We look forward to hearing from you!